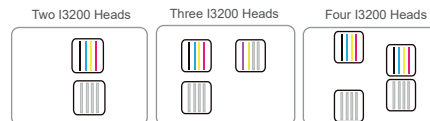


# T-shirt Digital Heat Transfer Systems

## HO602/603/604 DTF *Belt Systems Power Shaker Machine*



### Grando Transfer Pigment Ink



### \* Dual Print Heads Speed

720x1200dpi - 4pass	12 m <sup>2</sup> /h
720x1800dpi - 6pass	9 m <sup>2</sup> /h

### \* Three Print Heads Speed

720x1200dpi - 4pass	12 m <sup>2</sup> /h
720x1800dpi - 6pass	9 m <sup>2</sup> /h

### \* Four Print Heads Speed

720x1200dpi - 4pass	24 m <sup>2</sup> /h
720x1800dpi - 6pass	18 m <sup>2</sup> /h

## ● Technical Specifications

### T-shirt Digital Heat Transfer Printing Machine

<b>Model</b>	HO602/603/604 DTF	
Print Head	2/3/4 Print Heads	
Printing Technology	Piezoelectric Inkjet	
Acceptable Media	Width	620 mm
	Thickness	Maximum 39 mil(1 mm)
Printing Width	600 mm	
Ink Cartridges	Type	Transfer Pigment Ink
	Capacity	Continual Ink Supply System ( 220ML )
	Color	2 /4 Heads - 5 Colors , 3 Heads - 9 Colors CMYK / LcLm / Fluorescent Colors Optional
Applicable Medium	Transfer film	
Color Manage	ICC or density curve	
Media Heating System	Powder & color fixing machine	
Interface	RJ-45/LAN	
RIP Software	Main top & PhotoPrint	
Power Supply	50HZ/60HZ,220V/110V/10A	
Environment	Temperature	20 C to 28 C
	Humidity	65% to 75%
Printer Dimensions(With Stand)	L1840mm*W780mm*H1400mm	
Packing Dimensions	L1900mm*W930mm*H1320mm	
Weight	165kg	

### Shaking Powder and Color Fix Machine


<b>Power Shaker</b>	0-600mm	
Applicable Medium	Nylon, Chemical Fiber, Cotton, Leather, Swimwear, Wetsuit, PVC, EVA, etc.	
Powder Control	Powder shake control, powder control, powder direction and volume control	
Heating & Drying Function	Multi-stage heating system, drying, cold air fan function	
Rewind Function	Automatic induction winding	
Electrical Parameters	Rated Voltage: 220V	Rated Current: 20A
	Rated Power: 3.42KW	Power Consumption: 1KW-2.5KW
Packing Size & Weight	1900* 1120* 1180mm	
	G.W. 235kg N.W.210kg	
Powder Shaker Size	1780*980*1040mm / 1780*1100*1040mm ( Built-in smoke filter)	

### Cotton T-shirt Print




#### Sprinkler free installation

After you receive the printer , there is no necessary to install the print heads . After installing the ink and simple debugging , it can be printed directly .



#### Tension bar media feeding system

The intelligent tension bar film feeding system makes feeding more accurate and stable .




#### Automatically moisturize online

To prevent the ink from clogging the heads, moisturizer at regular intervals to keep the heads clean and moist . Online humidification system , which can keep the best working condition of the .



#### Electric pinch roller control systems

The electric control pinch roll, the PET film evenly stressed, feeding more accurate, one-button easy operation .




#### Print Heads base heating

The print heads base has an external heating function, make the printer can work normally in an environment with large temperature differences, ensure good ink mobility during the printing process .




#### THK mute guide

Imported high quality THK guide . Highly stable printing with low noise and with longer life , the first choice for high-end inkjet printers .



#### Nozzle broken hole compensation technology

The printer can automatically monitor the printing process during the printing process, and will compensate if there is a problem of printing leakage to ensure the perfect output



#### Powder Control System

Better control the precise amount of powder, avoid unnecessary waste, reduce the number of powder return & powder pouring, reduce manual operation costs .